



I (a) Statement showing Shareholding Pattern

Name of the Company		ARTSON ENGINEERING LIMITED	
Scrip Code		522134	
Name of Scrip		ARTSONEN	
Class of Security		Equity	
Quarter ended		30 September 2015	
Partly paid- up shares:	No. of partly paid up shares	As a % of total no of partly paid up shares	As a % of total no. of shares of the Company
Held by promoter/promoters group	0	0	0
Held by public	0	0	0
Total	0	0	0
Outstanding convertible securities:	No. of outstanding securities	As a % of total no of outstanding convertible securities	As a % of total no. of shares of the Company, assuming full conversion of the convertible securities
Held by promoter/promoters group	0	0	0
Held by public	0	0	0
Total	0	0	0
Warrants	No. of warrants	As a % of total no of warrants	As a % of total no. of shares of the Company, assuming full conversion of warrants
Held by promoter/promoters group	0	0	0
Held by public	0	0	0
Total	0	0	0
Total paid-up capital of the company assuming full conversion of warrants and convertible securities	0	0	0



I (a) Statement showing Shareholding Pattern

Category Code	Category of Shareholder	Number of Shareholders	Total number of shares	Number of shares held in dematerialised form	Total shareholding as a percentage of total number of shares		Shares pledged or otherwise encumbered	
					As a percentage of (A+B)	As a percentage of (A+B+C)	Number of Shares	As a Percentage
(I)	(II)	(III)	(IV)	(V)	(VI)	(VII)	(VIII)	(IX)
(A)	Shareholding of Promoter and Promoter Group							
(1)	Indian							
(a)	Individuals/ Hindu Undivided Family	0	0	0	0.00%	0.00%	0	0.00%
(b)	Central Government/ State Government(s)	0	0	0	0.00%	0.00%	0	0.00%
(c)	Bodies Corporate	1	27690000	27690000	75.00%	75.00%	0	0.00%
(d)	Financial Institutions/ Banks	0	0	0	0.00%	0.00%	0	0.00%
(e)	Any Other (specify)	0	0	0	0.00%	0.00%	0	0.00%
	Sub-Total (A) (1)	1	27690000	27690000	75.00%	75.00%	0	0.00%
(2)	Foreign							
(a)	Individuals (Non-resident Individuals/ Foreign Individuals)	0	0	0	0.00%	0.00%	0	0.00%
(b)	Bodies Corporate	0	0	0	0.00%	0.00%	0	0.00%
(c)	Institutions	0	0	0	0.00%	0.00%	0	0.00%
(d)	Any Other (specify)	0	0	0	0.00%	0.00%	0	0.00%
	Sub-Total (A) (2)	0	0	0	0.00%	0.00%	0	0.00%
	Total Promoter Shareholding (A) = (A)(1) + (A)(2)	1	27690000	27690000	75.00%	75.00%	0	0.00%
(B)	Public Shareholding							
(1)	Institutions							
(a)	Mutual Funds/ UTI	2	2875	0	0.01%	0.01%	0	0.00%
(b)	Financial Institutions/ Banks	3	1400	0	0.00%	0.00%	0	0.00%
(c)	Central Government/ State Government(s)	0	0	0	0.00%	0.00%	0	0.00%
(d)	Venture Capital Funds	0	0	0	0.00%	0.00%	0	0.00%
(e)	Insurance Companies	0	0	0	0.00%	0.00%	0	0.00%
(f)	Foreign Institutional Investors	3	770	0	0.00%	0.00%	0	0.00%
(g)	Foreign Venture Capital Investors	0	0	0	0.00%	0.00%	0	0.00%
(h)	Any Other (specify)	0	0	0	0.00%	0.00%	0	0.00%
	Sub-Total (B)(1)	8	5045	0	0.01%	0.01%	0	0.00%
(2)	Non-Institutions							
(a)	Bodies Corporate	188	979190	966545	2.65%	2.65%	0	0.00%
(b)	Individuals							
	Individual shareholders holding nominal share capital upto Rs. 1 lakh	12445	6351674	4802252	17.20%	17.20%	0	0.00%
	Individual shareholders holding nominal share capital in excess of Rs. 1 lakh	7	1647785	1647785	4.46%	4.46%	0	0.00%
(c)	Any Other (secify)							
	Non Resident Individual	77	246306	209571	0.67%	0.67%	0	0.00%
	Foreign National	0	0	0	0.00%	0.00%	0	0.00%
	Overseas Corporate Bodies	0	0	0	0.00%	0.00%	0	0.00%
	Foreign Bodies	0	0	0	0.00%	0.00%	0	0.00%
	Trusts	0	0	0	0.00%	0.00%	0	0.00%
	Clearing Member	0	0	0	0.00%	0.00%	0	0.00%
	Sub-Total (B)(2)	12717	9224955	7626153	24.99%	24.99%	0	0.00%
	Total Public Shareholding (B) = (B)(1) + (B)(2)	12725	9230000	7626153	25.00%	25.00%	0	0.00%
	Total (A) + (B)	12726	36920000	35316153	100.00%	100.00%	0	0.00%
(C)	Shares held by the Custodians and against which Depository Receipts have been issued	0	0	0	0.00%	0.00%	0	0.00%
1)	Promoter and Promoter Group	0	0	0	0.00%	0.00%	0	0.00%
2)	Public	0	0	0	0.00%	0.00%	0	0.00%
	GRAND TOTAL = (A) + (B) + (C)	12726	36920000	35316153	100.00%	100.00%	0	0.00%



(I) (b) **Statement showing holding of securities (including shares,warrants,convertible securities) of persons belonging to the category "Promoter and Promoter Group"**

Sr.No.	Name of the shareholder	Details of Shares held		Encumbered shares(*)			Details of warrants		Details of convertible securities		Total shares (including underlying shares assuming full conversion of warrants and convertible securities as a % of diluted share capital)
		No. of Shares held	As a % of grand total (A)+(B)+(C)	Number	As a Percentage	As a % of grand total (A)+(B)+(C) of sub-clause (I)(a)	No of warrants held	As a % of total number of warrants of the same class	Number of convertible securities held	As a % of total number of convertible securities of the same class	
(I)	(II)	(III)	(IV)	(V)	(VI)	(VII)	(VIII)	(IX)	(X)	(XI)	(XII)
1	Tata Projects Limited	27690000	75.00%	0	0%	0%	0	0%	0	0%	75.00%
TOTAL		27690000	75.00%	0	0%	0%	0	0%	0	0%	75.00%


(*) The term "encumbrance" has the same meaning as assigned to it in regulation 28(3) of the SAST Regulations , 2011

(I)(c)(i) **Statement showing holding of securities (including shares,warrants,convertible securities) of persons belonging to the category "Public" and holding more than 1% of the total number of shares.**

Sr.No.	Name of the shareholder	Number of shares held	Shares as a percentage of total number of shares {i.e., Grand Total (A)+(B)+(C) indicated in Statement at para (I)(a) above}	Details of warrants		Details of convertible securities		Total shares (including underlying shares assuming full conversion of warrants and convertible securities as a % of diluted share capital)
				No of warrants held	As a % of total number of warrants of the same class	Number of convertible securities held	As a % of total number of convertible securities of the same class	
1	Sarnam Trading & Mercantile Private Limited	400000	1.08%	0	0%	0	0%	1.08%
2	Meenaxi Narendra Mehta	550000	1.49%	0	0%		0%	1.49%
TOTAL		950000	2.57%	0	0%	0	0%	2.57%

(I)(c)(ii) **Statement showing holding of securities (including shares, warrants, convertible securities) of persons (together with PAC) belonging to the category "Public" and holding more than 5% of the total number of shares of the Company**

Sr.No.	Name(s) of the shareholder(s) and the Persons Acting in Concert (PAC) with them	Number of shares	Shares as a percentage of total number of shares {i.e., Grand Total (A)+(B)+(C) indicated in Statement at para (I)(a) above}	Details of warrants		Details of convertible securities		Total shares (including underlying shares assuming full conversion of warrants and convertible securities as a % of diluted share capital)
				No of warrants held	As a % of total number of warrants of the same class	Number of convertible securities held	As a % of total number of convertible securities of the same class	
1	NIL	0	0.00	0	0.00	0	0.00	0.00
TOTAL		0	0.00	0	0.00	0	0.00	0.00



(1) (d) Statement showing details of locked in shares


Sr. No.	Name of shareholder	No. of locked-in shares	Locked-in shares as percentage of total no. of shares {i.e. Grand Total(A)+(B)+C} indicated in statement at para(1)(a) above}	Promoter/ Promoter Group/ Public
1	NIL	0	0.00	0.00
	TOTAL	0	0.00	0.00

(II) (a) Statement showing details of Depository Receipts (DRs)

Sr. No.	Type of outstanding DR (ADRs, GDRs, SDRs etc.)	Number of outstanding DRs	Number of shares underlying outstanding DRs	Shares underlying outstanding DRs as a percentage of total number of shares (% of Grand Total indicated in Statement at Para (I) (a) above)
1	NIL	0	0	0%
	TOTAL	0	0	0%

(II) (b) Statement showing Holding of Depository Receipts (DRs), where underlying shares held by promoter/ promoter group are in excess of 1% of the total number of shares

Sr. No.	Name of the DR Holder and the type of outstanding DRs	No. of shares underlying outstanding DRs	Shares underlying outstanding DRs as a percentage of total number of shares {i.e., Grand Total (A)+(B)+(C) indicated in Statement at para (I)(a) above}
1	NIL	0	0%
	TOTAL	0	0%



(III) (a) Statement showing the voting pattern of shareholders, if more than one class of shares/ securities is issued by the issuer Holding of Depository Receipts (DRs), where underlying shares held by promoter/ promoter group are in excess of 1% of the total number of shares

Category Code	Category of Shareholder	Number of voting Rights held in each class of securities			Total voting Rights (III+IV+V)	Total Voting Rights (VI)	
		Class X	Class Y	Class Z		As a % of (A+B)	As a % of (A+B+C)
I	II	III	IV	V	VI	VII	VIII
(A)	Shareholding of Promoter and Promoter Group						
	(1) Indian						
	(a) Individuals/ Hindu Undivided Family						
	(b) Central Government/ State Government(s)						
	(c) Bodies Corporate						
	(d) Financial Institutions/ Banks						
	(e) Any Other (specify)						
	Sub-Total (A) (1)	N. A.	N. A.	N. A.	N. A.	N. A.	N. A.
	(2) Foreign						
	(a) Individuals (Non-resident Individuals/ Foreign Individuals)						
	(b) Bodies Corporate						
	(c) Institutions						
	(d) Any Other (specify)						
	Sub-Total (A) (2)	N. A.	N. A.	N. A.	N. A.	N. A.	N. A.
Total Promoter Shareholding (A) = (A)(1) + (A)(2)	N. A.	N. A.	N. A.	N. A.	N. A.	N. A.	
(B)	Public Shareholding						
	(1) Institutions						
	(a) Mutual Funds/ UTI						
	(b) Financial Institutions/ Banks						
	(c) Central Government/ State Government(s)						
	(d) Venture Capital Funds						
	(e) Insurance Companies						
	(f) Foreign Institutional Investors						
	(g) Foreign Venture Capital Investors						
	(h) Any Other (specify)						
	Sub-Total (B)(1)	N. A.	N. A.	N. A.	N. A.	N. A.	N. A.
	(2) Non-Institutions						
	(a) Bodies Corporate						
	(b) Individuals						
Individual shareholders holding nominal share capital upto Rs. 1 lakh							
Individual shareholders holding nominal share capital in excess of Rs. 1 lakh							
(c) Any Other (secify)							
Sub-Total (B)(2)	N. A.	N. A.	N. A.	N. A.	N. A.	N. A.	
Total Public Shareholding (B) = (B)(1) + (B)(2)	N. A.	N. A.	N. A.	N. A.	N. A.	N. A.	
Total (A) + (B)	N. A.	N. A.	N. A.	N. A.	N. A.	N. A.	
(C)	Shares held by the Custodians and against which Depository Receipts have been issued						
	1) Promoter and Promoter Group						
	2) Public						
GRAND TOTAL = (A) + (B) + (C)		N. A.	N. A.	N. A.	N. A.	N. A.	N. A.

For ARTSON ENGINEERING LIMITED

Mumbai
14th October 2015

Sd/-
RAJESH MANDALE
Chief Financial Officer

